CITTA' DI VELLETRI

CITTA' METROPOLITANA DI ROMA CAPITALE

ESECUTIVO

INTERVENTI DI EFFICIENTAMENTO ENERGETICO E DI
MIGLIORAMENTO DELL'ACCESSIBILITA' DEI DISABILI
ASILO NIDO "PETER PAN"

"RILIEVO E PROGETTO"

PROGETTISTA : ARCH. MAURIZIO SOLLAMI

COLLABORATORI INTERNI:
ARCH. MARCELLA PARISINI
ARCH. ANTONINA SPINA
GEOM. ALESSANDRO LELLO
GEOM. MASSIMILIANO PUCCI
ISTR. AMM.VO ILARIA GERMANI

SUPPORTO ALLA PROGETTAZIONE VELLETRI SERVIZI S.P.A. :
ARCH. AGOSTINO LAZZARI
GEOM. PIER LUIGI CONCIATORI

TAV. 3

SC. VARIE

GIUGNO 2019

RILIEVO

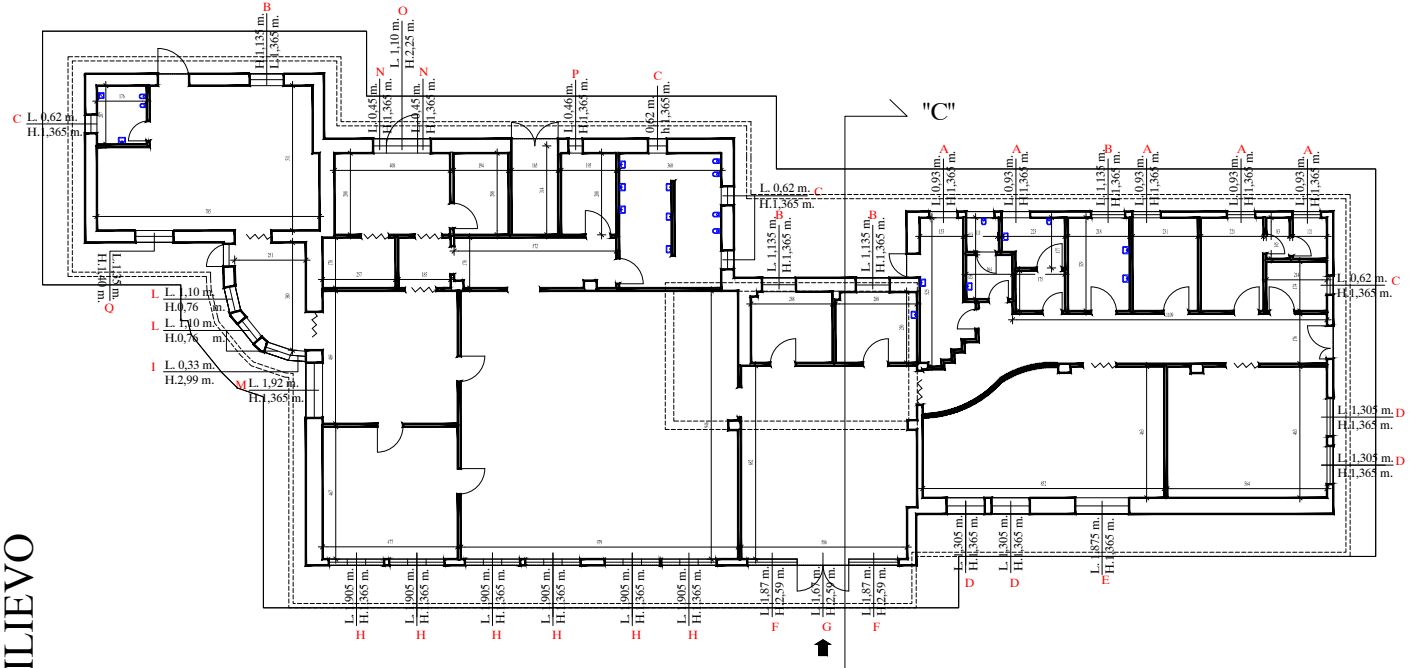
"C"
"A"
C L. 0,62 m. H.1,365 m.
B H.1,135 m. H.1,365 m.
O L. 1,10 m. H.2,25 m.
N L. 0,45 m. H.1,365 m.
P L. 0,46 m. H.1,365 m.
C L. 0,62 m. H.1,365 m.
A L. 0,93 m. H.1,365 m.
B L. 1,135 m. H.1,365 m.
L L. 1,10 m. H.0,76 m.
I L. 0,33 m. H.2,99 m.
M L. 1,92 m. H.1,365 m.
Q
D L. 1,305 m. H.1,365 m.
E L. 1,875 m. H.1,365 m.
F L. 1,87 m. H.2,59 m.
G L. 1,67 m. H.2,59 m.
H L. 1,905 m. H.1,365 m.

PIANTA PIANO TERRA

SCALA 1:100

PROGETTO

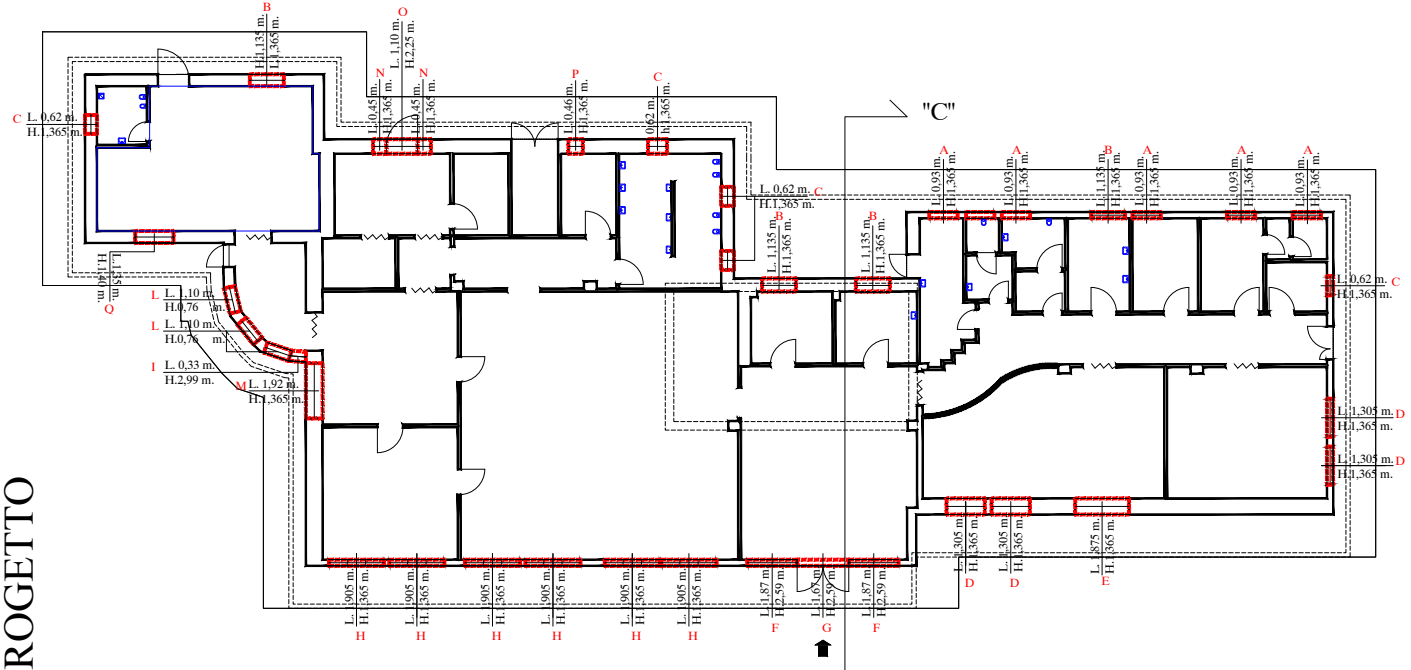
"C"
"A"
C L. 0,62 m. H.1,365 m.
B H.1,135 m. H.1,365 m.
O L. 1,10 m. H.2,25 m.
N L. 0,45 m. H.1,365 m.
P L. 0,46 m. H.1,365 m.
A L. 0,93 m. H.1,365 m.
B L. 1,135 m. H.1,365 m.
L L. 1,10 m. H.0,76 m.
I L. 0,33 m. H.2,99 m.
M L. 1,92 m. H.1,365 m.
Q
D L. 1,305 m. H.1,365 m.
E L. 1,875 m. H.1,365 m.
F L. 1,87 m. H.2,59 m.
G L. 1,67 m. H.2,59 m.
H L. 1,905 m. H.1,365 m.

PIANTA PIANO TERRA

SCALA 1:100

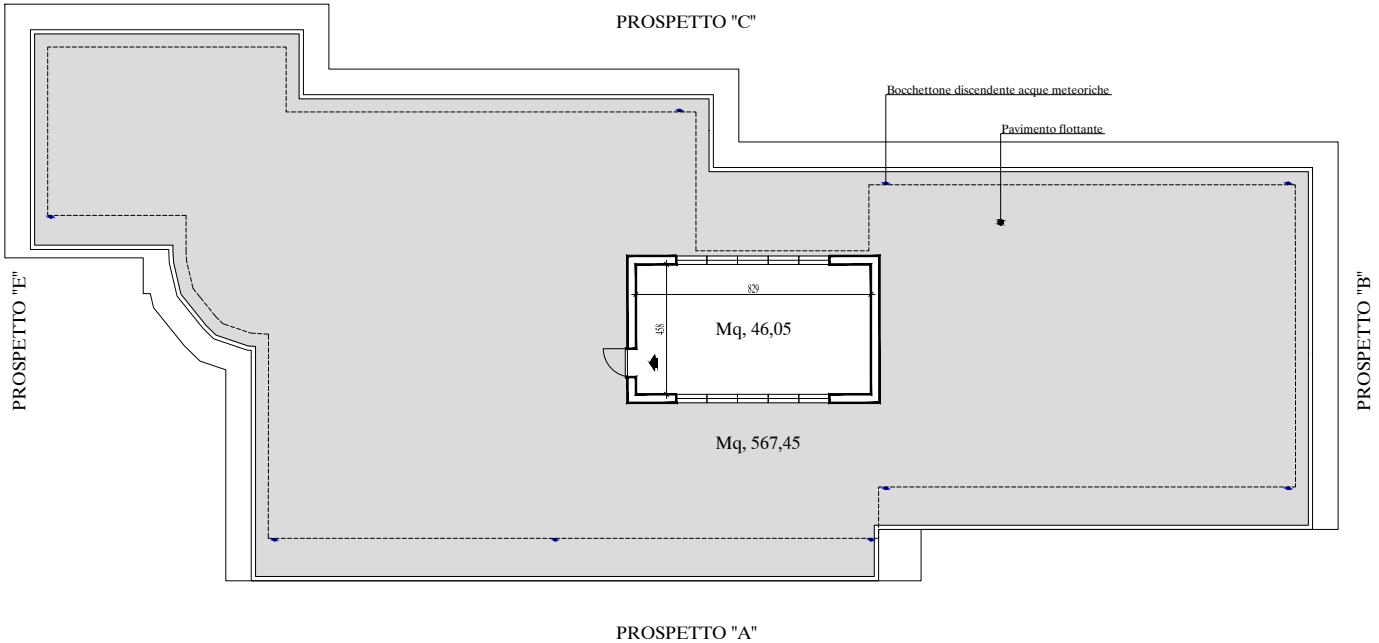
PROSPETTO "C"
Bocchettone discendente acque meteoriche
Pavimento flottante
PROSPETTO "E"
PROSPETTO "B"
829
458
Mq, 46,05
Mq, 567,45
PROSPETTO "A"

PIANTA COPERTURA

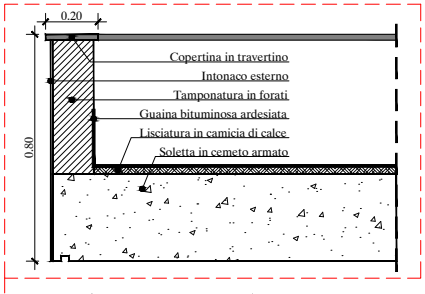
0.20
0.80
Copertina in travertino
Intonaco esterno
Tamponatura in forati
Guaina bituminosa ardesiata
Lisciatura in camicia di calce
Soletta in cemeto armato

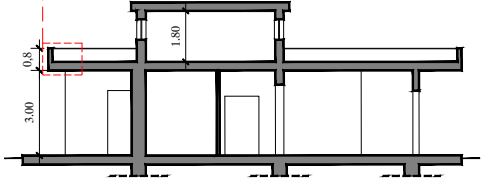

SEZIONE A -A '

ABACO INFISSI "RILIEVO"	TIPO	N° BATTENTI	LARGHEZZA	ALTEZZA	N°	M.Q.
	A	2	0,930	1,365	6	7,62
	B	2	1,135	1,365	4	6,20
	C	1	0,620	1,365	5	4,23
	D	2	1,305	1,365	4	7,13
	E	3	1,875	1,365	1	2,56
	F	1	1,870	2,590	2	9,69
	G	PORTA	1,670	2,590	1	4,33
	H	3	1,905	1,365	6	15,60
	I	1	0,330	2,990	1	0,99
	L	1	1,100	0,760	3	2,51
	M	3	1,920	1,365	1	2,62
	N	1	0,450	1,365	2	1,23
	O	PORTA	1,060	2,220	1	2,35
	P	1	0,460	1,365	1	0,63
	Q	2	1,255	1,365	1	1,71

SCALA 1:100

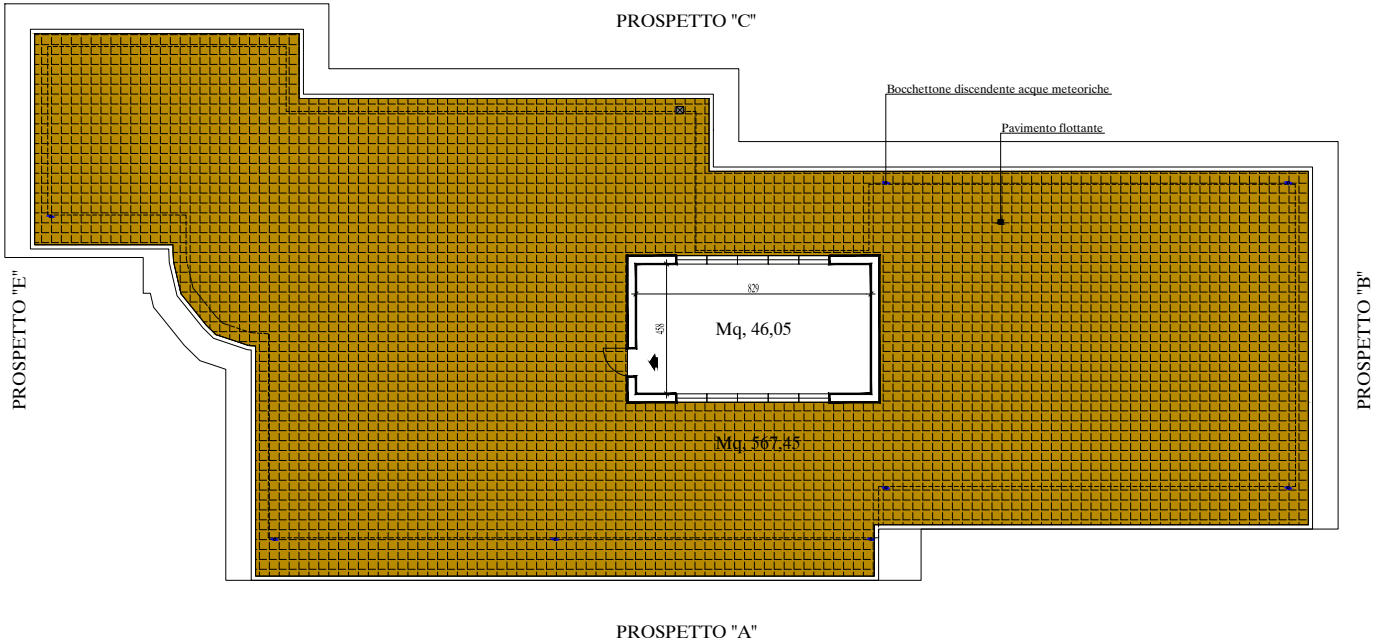
PROSPETTO "C"
Bocchettone discendente acque meteoriche
Pavimento flottante
PROSPETTO "E"
PROSPETTO "B"
829
458
Mq, 46,05
Mq, 567,45
PROSPETTO "A"

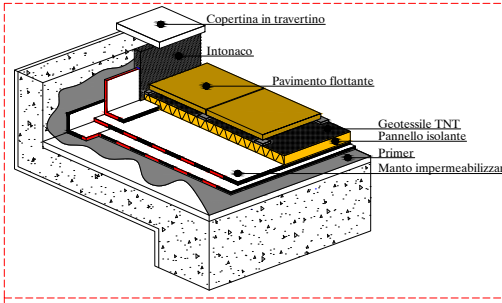
Copertina in travertino
Intonaco
Pavimento flottante
Geotessile TNT
Pannello isolante
Primer
Manto impermeabilizza

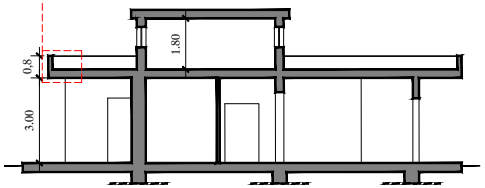

SEZIONE A -A '

ABACO INFISSI "PROGETTO"	TIPO	LARGHEZZA	ALTEZZA	N°	M.Q.	ANTA RIBALTA	BATTENTE
	A	0,930	1,365	6	7,62	*	
	B	1,135	1,365	4	6,20	*	
	C	0,620	1,365	5	4,23	*	
	D	1,305	1,365	4	7,13	*	
	E	1,875	1,365	1	2,56	*	
	F	1,870	2,590	2	9,69	*	
	G	1,670	2,590	1	4,33		PORTA
	H	1,905	1,365	6	15,60	*	
	I	0,330	2,990	1	0,99	*	
	L	1,100	0,760	3	2,51	*	
	M	1,920	1,365	1	2,62	*	
	N	0,450	1,365	2	1,23	*	
	O	1,060	2,220	1	2,35		PORTA
	P	0,460	1,365	1	0,63	*	
	Q	1,255	1,365	1	1,71	*	

SCALA 1:100

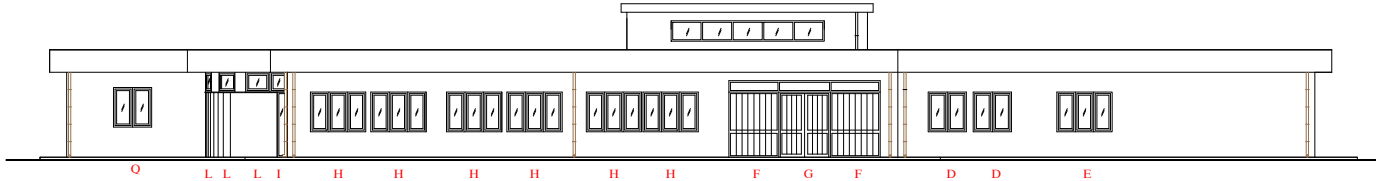
Q
L
L
L
I
H
H
H
H
H
H
F
G
F
D
D
E

PROSPETTO "A"

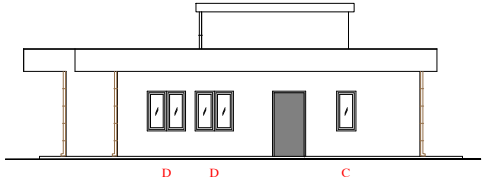

PROSPETTO "B"

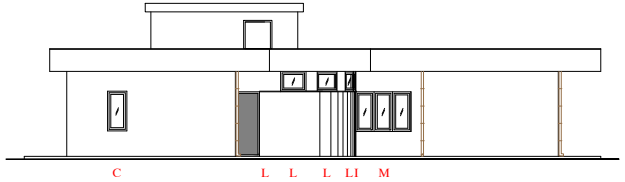

PROSPETTO "E"

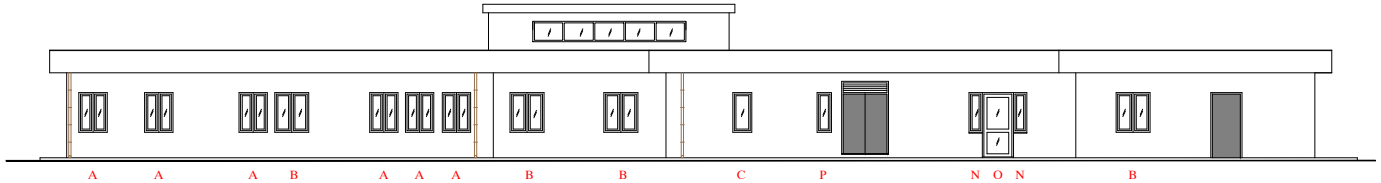
A
A
A
B
A
A
A
B
B
C
P
N
O
N
B

PROSPETTO "C"

nte

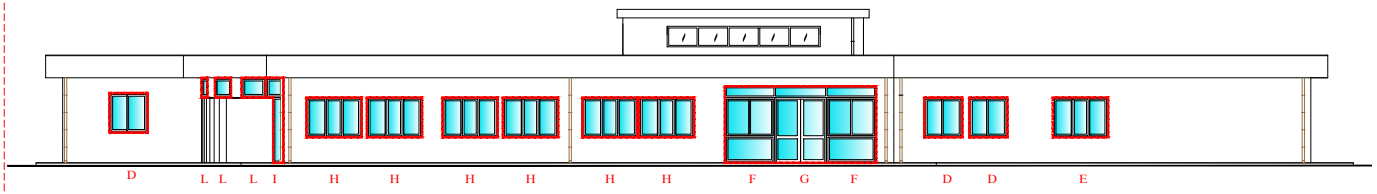
D
L
L
L
I
H
H
H
H
H
H
F
G
F
D
D
E

PROSPETTO "A"

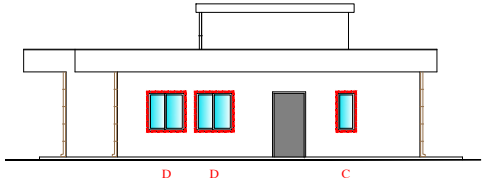

PROSPETTO "B"

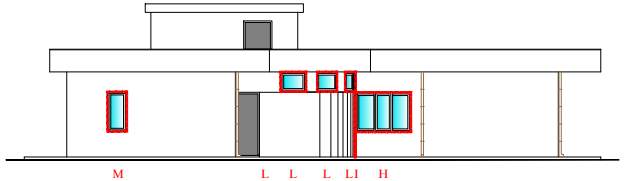

PROSPETTO "E"

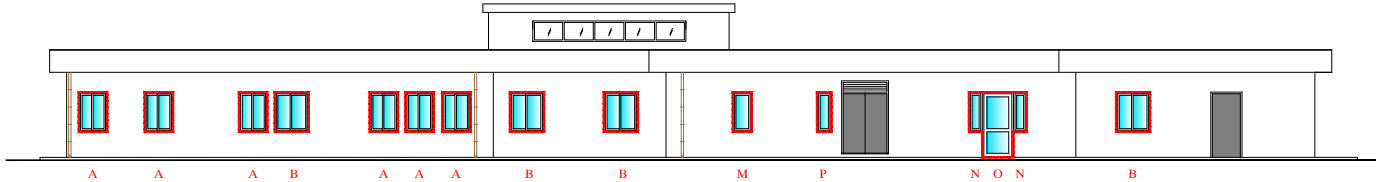
A
A
A
B
A
A
A
B
B
M
P
N
O
N
B

PROSPETTO "C"

RILIEVO SCALA 1:100

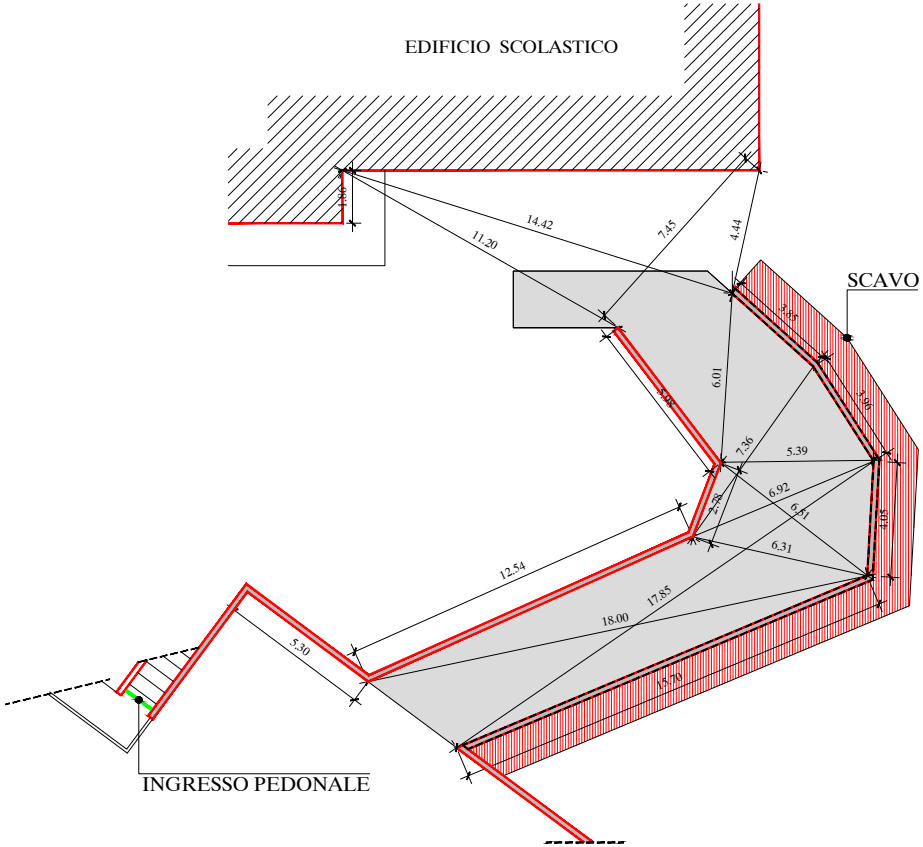
EDIFICIO SCOLASTICO
SCAVO
1.86
14.42
11.20
7.45
4.44
3.85
6.01
5.98
3.96
7.36
5.39
6.92
6.51
4.05
2.78
6.31
12.54
17.85
18.00
15.70
5.30
INGRESSO PEDONALE

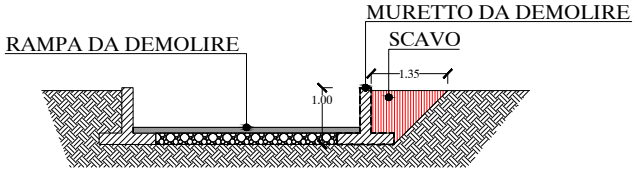
MURETTO DA DEMOLIRE
RAMPA DA DEMOLIRE
SCAVO
1.35
1.00

SEZIONE X-X Ante Opera SCALA 1:50

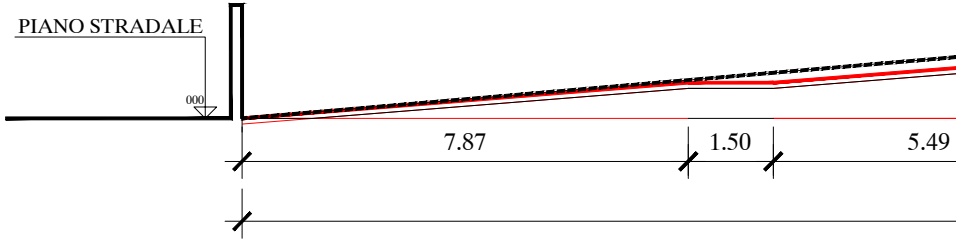
PIANO STRADALE
000
7.87
1.50
5.49

PROFILO LONGITUDINALE SCALA 1:50

PROGETTO SCALA 1:100

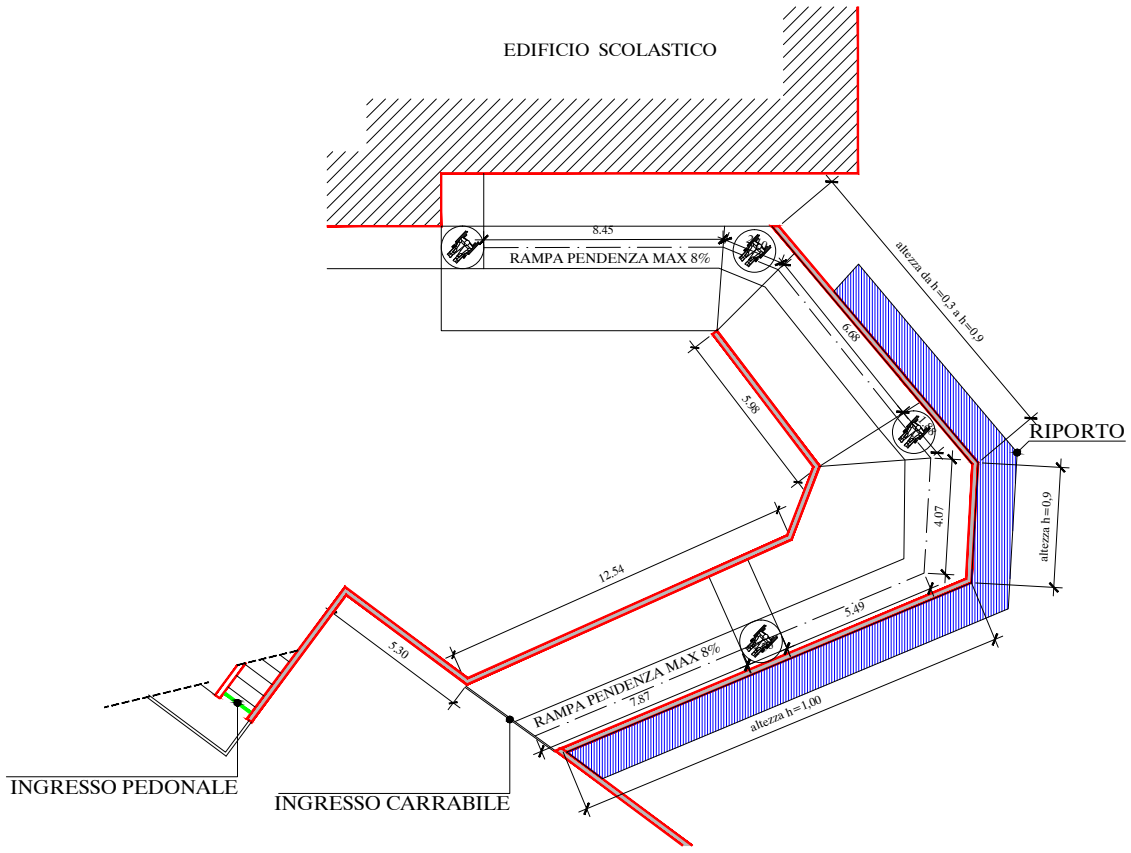
EDIFICIO SCOLASTICO
8.45
RAMPA PENDENZA MAX 8%
altezza da h=0,3 a h=0,9
6.68
5.98
RIPORTO
4.07
altezza h=0,9
12.54
5.49
5.30
RAMPA PENDENZA MAX 8%
7.87
altezza h=1,00
INGRESSO PEDONALE
INGRESSO CARRABILE

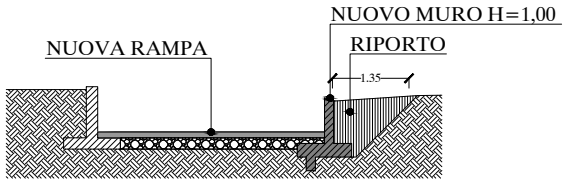
NUOVO MURO H=1,00
NUOVA RAMPA
RIPORTO
1.35

SEZIONE X-X Post Opera SCALA 1:50

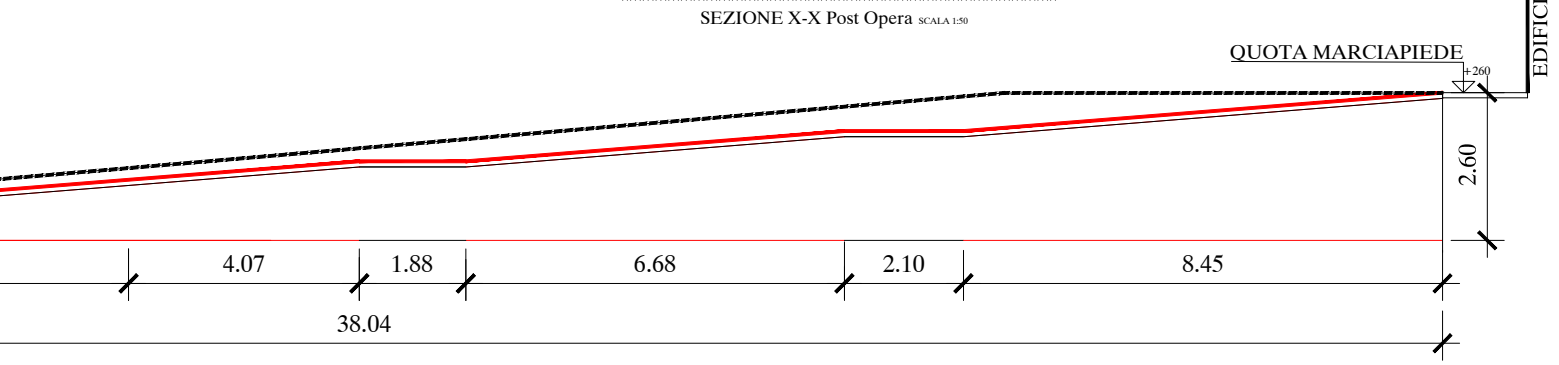
QUOTA MARCIAPIEDE
+260
EDIFICIO
2.60
4.07
1.88
6.68
2.10
8.45
38.04

PARTICOLARE MURO H= ml 1,00

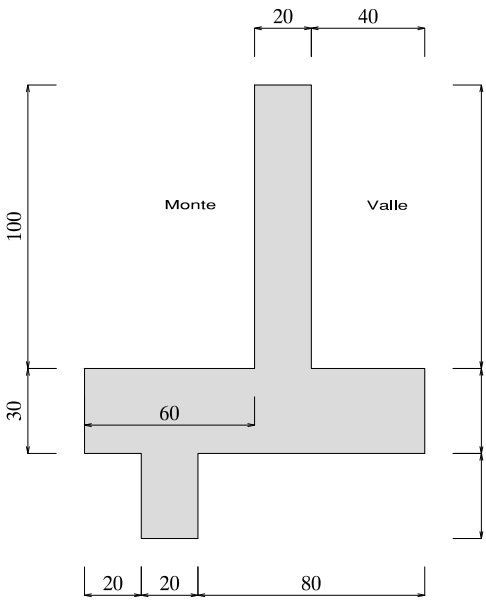
20
40
100
30
Monte
Valle
60
100
30
30
20
20
80

Armature

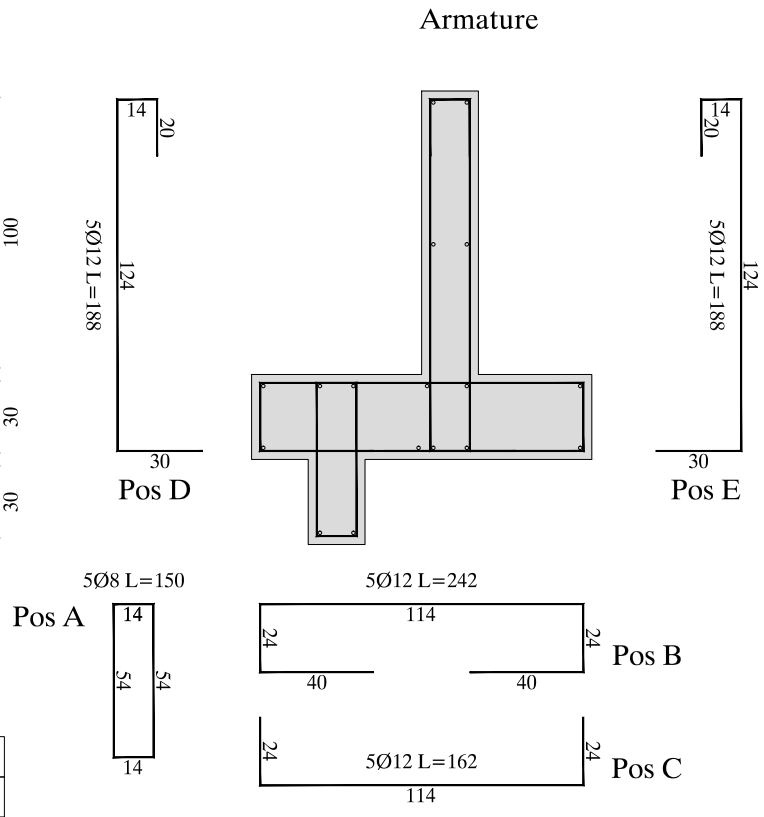
14
20
5Ø12 L=188
124
30
Pos D
14
20
5Ø12 L=188
124
30
Pos E
5Ø8 L=150
Pos A
14
54
54
14
5Ø12 L=242
114
24
24
40
40
Pos B
24
24
5Ø12 L=162
114
Pos C

COMPUTO MURO ML 1,00

CARATTERISTICHE MATERIALI	
CALCESTRUZZO	300
ACCIAIO	B450C
COPRIFERRO	3 cm

DISTINTA FERRI D'ARMATURA PER UN MURO LUNGO 10 METRI					
Ferro	Diam(mm)	L totale(cm)	Num. barre	Peso unit.(kg/ml)	Peso Totale(Kg)
Pos A	8	150	50	0.39	29.59
Pos B	12	242	50	0.89	107.43
Pos C	12	162	50	0.89	71.91
Pos D	12	188	50	0.89	83.45
Pos E	12	188	50	0.89	83.45

FERRI DI RIPARTIZIONE						
Ferro	Diam(mm)	Dist (cm)	Num. barre	Peso unit.(kg/ml)	L totale(cm)	Peso Totale(Kg)
Rip. Muro valle	12	50	2	0.89	1000	17.76
Rip. Muro monte	12	50	2	0.89	1000	17.76
Rip. Fondazione sup.	12	50	4	0.89	1000	35.51
Rip. Fondazione inf.	12	50	5	0.89	1000	44.39
Rip. Dentello	12	50	4	0.89	1000	35.51

SCALA 1:10